

Coronavirus Disease 2019 (COVID-19)

[Analysis of COVID-19 Cases in Montana as of 07/24/2020](#)

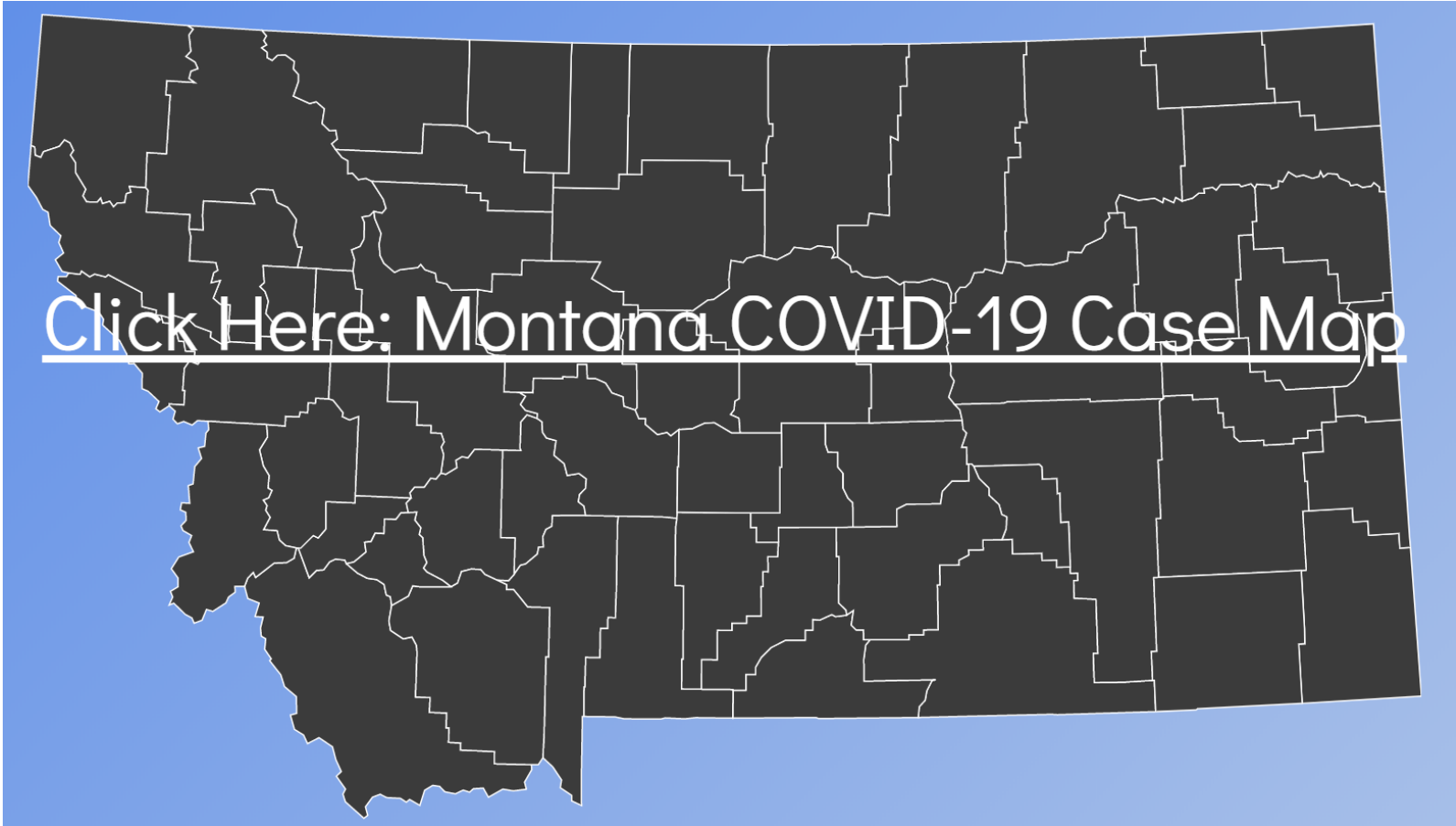
[Archive of COVID-19 Montana Analyses](#)



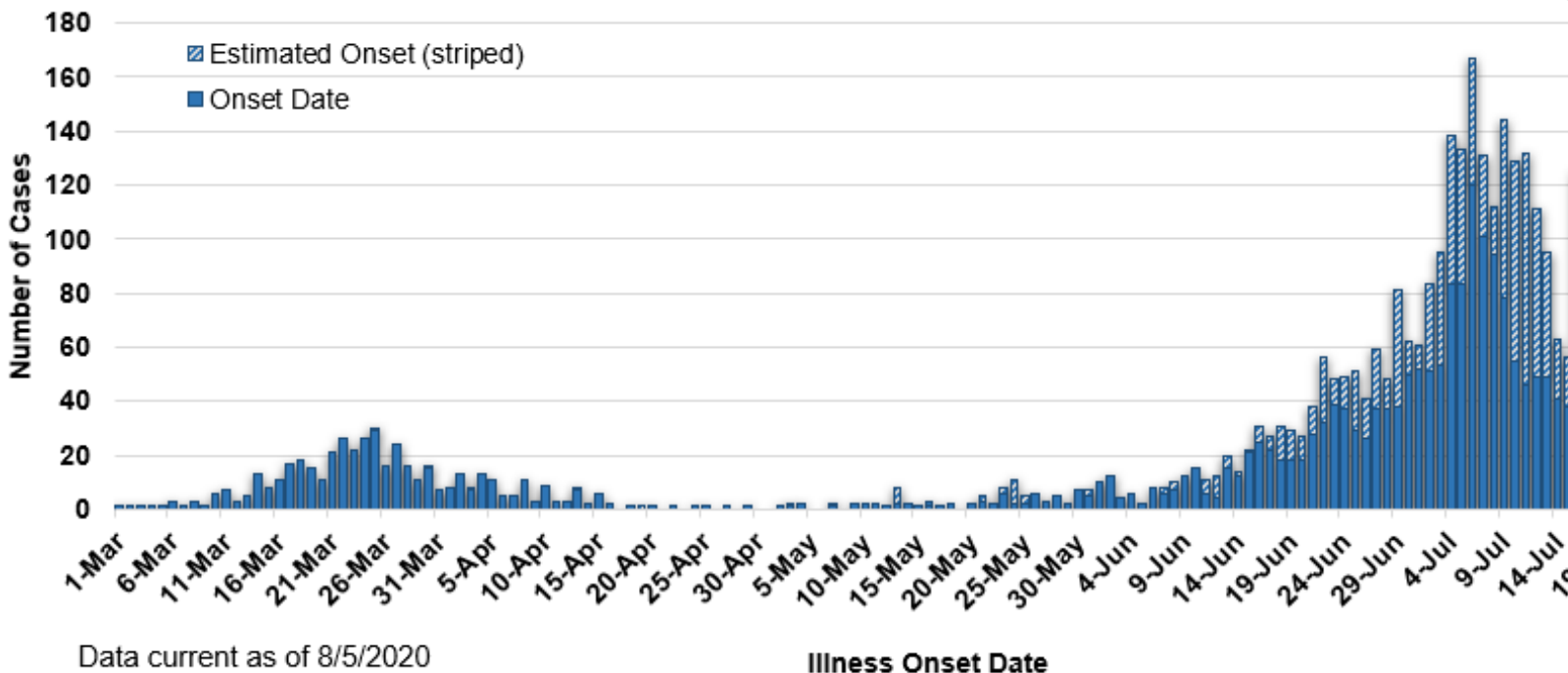
Demographic Information on Confirmed Cases

COVID-19 Cases in Montana	
Total Number of Cases	4429
- Number of Deaths	65

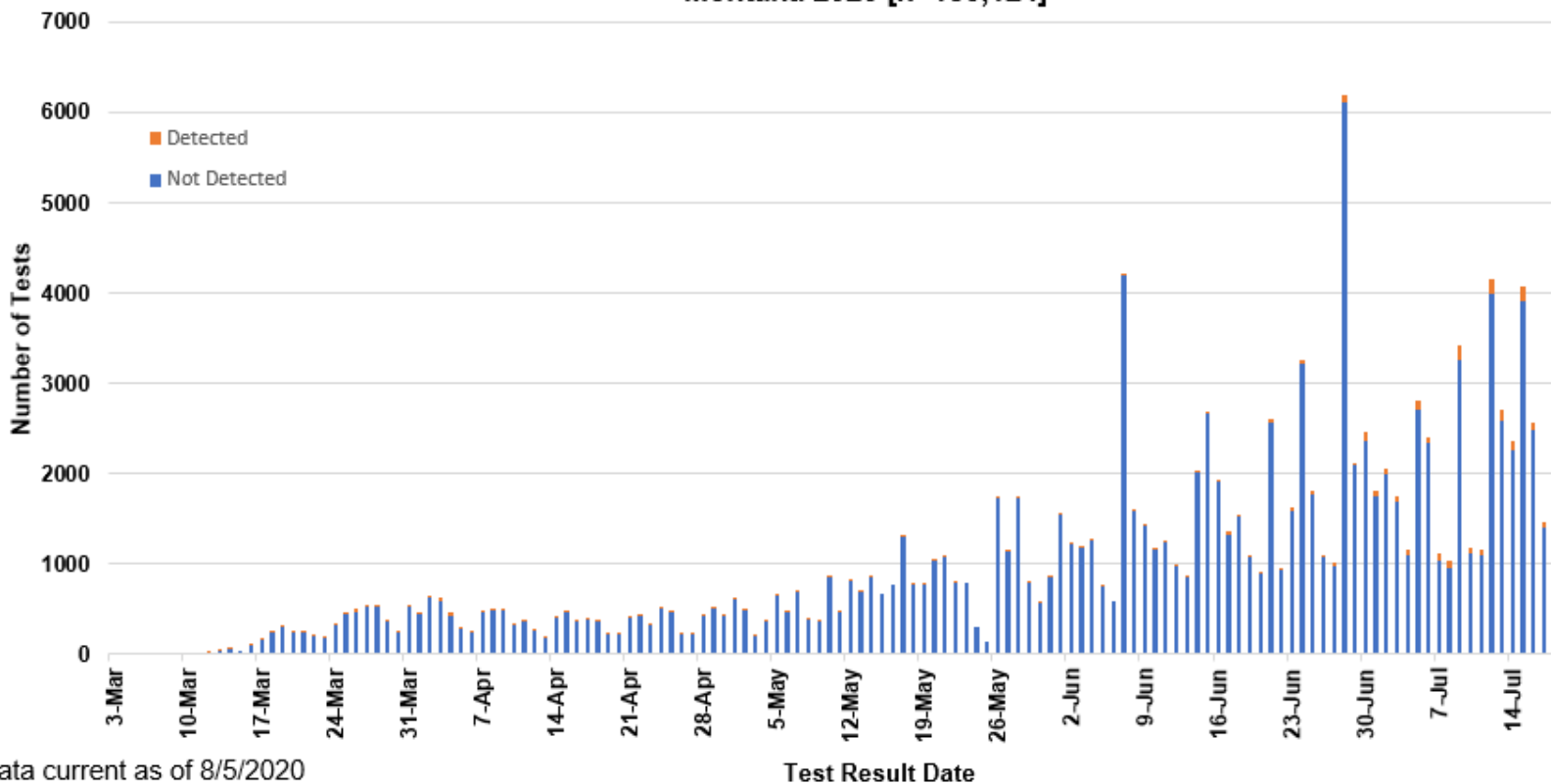
** Tables and charts are updated by 10 am every morning.*



COVID-19 Cases in Montana by Date of Illness Onset, 2020 [N=4,429]



SARS-Cov-2 PCR Testing at Montana Public Health Laboratory and Reference Laboratories, Montana 2020 [n=183,124]



County of Residence	Number of Cases	Number of Deaths	Community Transmission*
Beaverhead	57		Yes
Big Horn	375	11	Yes
Blaine	10		
Broadwater	11		
Carbon	60		

County of Residence	Number of Cases	Number of Deaths	Community Transmission*
Cascade	159	2	Yes
Choteau	7		
Custer	58	2	
Daniels	3		
Dawson	16		
Deer Lodge	23		
Fallon	2		
Fergus	8		
Flathead	276	2	Yes
Gallatin	887	3	Yes
Garfield	12		
Glacier	60	1	
Golden Valley	3		
Granite	13		
Hill	41		
Jefferson	27		
Judith Basin	3		
Lake	170	1	
Lewis and Clark	147	1	Yes
Liberty	1		
Lincoln	73	2	
Madison	78	1	Yes
McCone	2		
Meagher	4		
Missoula	267	1	Yes
Musselshell	2		
Park	54		
Phillips	5		
Pondera	10		
Powder River	1		
Powell	2		
Prairie	1		
Ravalli	74	1	Yes
Richland	47	2	
Roosevelt	20		
Rosebud	31	1	Yes
Sanders	9		
Sheridan	4		
Silver Bow	75		
Stillwater	20		
Sweet Grass	5	1	
Teton	15		
Toole	36	6	
Treasure	2		
Valley	13		
Wheatland	3		
Wibaux	3		
Yellowstone	1144	27	Yes
Total	4429	65	

* Community transmission - a community has identified cases who are unable to be linked with other known cases or travel. This status has been determined after consultation between state and local health departments.

Hospitalization Status	Number of Cases (percent of total)
Ever hospitalized	248 (6%)
Not Hospitalized	4149 (94%)
Under Investigation	32 (<1%)
Total	4429

Age Group	Number of Cases (percent of total)
0-9 years	171 (4%)

Age Group	Number of Cases (percent of total)
10-19 years	359 (8%)
20-29 years	1152 (26%)
30-39 years	733 (17%)
40-49 years	545 (12%)
50-59 years	550 (12%)
60-69 years	485 (11%)
70-79 years	264 (6%)
80-89 years	134 (3%)
90-99 years	36 (1%)
Total	4429
Sex	Number of Cases (percent of total)
Female	2230 (50%)
Male	2199 (50%)
Total	4429

Race and Ethnicity	Number of Cases (percent of total)
White	2365 (53%)
American Indian, Alaska Native, Native Hawaiian, and Pacific Islander	502 (11%)
Asian	12 (<1%)
Black or African American	22 (<1%)
Other Race	38 (1%)
Undetermined/Under investigation	1490 (34%)
Total	4429
Among those with ethnicity specified:	
Hispanic/Latino	184 (6%)
Not Hispanic/Latino	2667 (94%)
Total	2851

Current Status of Cases	Number of Cases (percent of total)
Hospitalized	79 (2%)
Deceased	65 (1%)
Recovering	1465 (33%)
Recovered and released from isolation	2820 (64%)
Total number of cases	4429

Location (at time of testing) of individuals diagnosed but not residing or counted in Montana:

County	Number of Cases (percent of total)
Beaverhead	3 (2%)
Big Horn	1 (1%)
Carbon	3 (2%)
Cascade	18 (9%)
Custer	4 (2%)
Dawson	1 (1%)
Deer Lodge	1 (1%)
Fallon	1 (1%)
Fergus	2 (1%)
Flathead	45 (22%)
Gallatin	41 (20%)
Glacier	1 (1%)
Granite	1 (1%)
Lake	8 (4%)
Lewis and Clark	5 (3%)
Lincoln	3 (2%)
Madison	21 (11%)
Meagher	1 (1%)
Missoula	7 (4%)

County	Number of Cases (percent of total)
Park	7 (4%)
Powell	1 (1%)
Ravalli	8 (4%)
Silver Bow	4 (3%)
Sweet Grass	1 (1%)
Toole	2 (1%)
Yellowstone	13 (7%)
Total	203

Cases reported in the tables above include 13 residents of other states who were tested, isolated and/or hospitalized in Montana during the early phases of the pandemic. As COVID-19 is now widespread across the United States, data no longer include out-of-state residents who test positive in Montana in order to align with Council of State and Territorial Epidemiologists guidelines that classify cases by the individual's usual state of residence. This is standard practice for all communicable diseases to ensure accurate case reporting for Montana and the US. Additional individuals were diagnosed in Montana but are not included due to residency and/or the transient nature of their visit to the state: data for these individuals are reflected in the table immediately above.